



**IM INDUSTRIAL METAL
SUPPLY COMPANY**

metal made easy

Corrugated Profile Panels

for Cladding, Roofing & Architectural Design

STORE LOCATIONS

CALIFORNIA

SAN DIEGO
858-277-8200

IRVINE
949-250-3343

SAN JOSE
408-432-4890

RIVERSIDE
951-300-9900

SUN VALLEY
818-729-3333


ARIZONA

PHOENIX
602-454-1500

TUCSON
520-441-5161


www.industrialmetalsupply.com

IMS is a distributor of Riverside Corrugating products



PBR


- Galvalume: 26 gauge
- 36" panel coverage, 1-1/4" rib height
- Exposed fastener panel
- Trapezoidal rib on 12" centers
- Applies over open framing or solid substrate
- 1:12 slope minimum



36" Coverage

AG PANEL


- Galvalume: 29 gauge
- White & Forest Green: 29 gauge
- 36" panel coverage, 3/4" rib height
- Exposed fastener low profile panel
- Bell Top rib on 9" centers
- Applies over solid substrate
- 3:12 slope minimum



36" Coverage

B DECK

- Galvanized: 20 & 22 gauge
- 1-1/2" rib height, 6" on center
- Common uses include trash enclosures, canopies, B deck, wall cladding, structural, decks
- Structural type panel

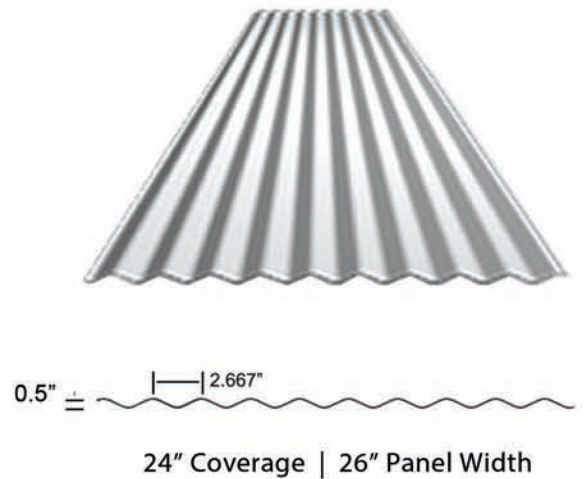


35" Coverage

* NOT A RATED PANEL


1/2" CORRUGATED

- Cold Rolled: 24 gauge
- Galvanized: 24, 29 gauge
- Galvalume: 29 gauge
- 24" panel coverage, 1/2" rib height
- Exposed fastener panel
- Applies over open or solid substrate
- 3:12 slope minimum



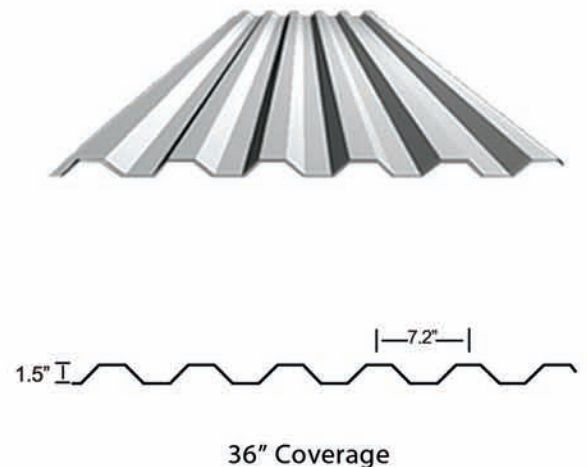
7/8" CORRUGATED

- Cold Rolled: 24 & 26 gauge available in 37" coverage
- Galvalume: 26 gauge available in 37" & 32" coverage
- Galvanized 20 & 22 gauge 36" coverage
- Exposed fastener panel
- Applies over open or solid substrate
- 3:12 slope minimum



7.2L PANEL

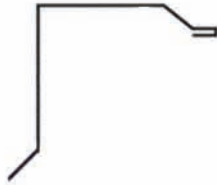
- Galvalume: 26 gauge
- Galvanized 20 & 22 gauge
- 1-1/2" rib height, 7.2" on center
- 36" wide coverage
- Exposed fastener panel
- Applies over open framing or solid substrate
- Structural type panel
- 3:12 minimum slope



AVAILABLE TRIM



EF-3



GR-4



RC-2



SW-1



EW-1



GR-2



PV-1



TF-1



RC-8

Trim booklet available



AVAILABLE UP TO 21 FEET LONG & 20 GAUGE MILD STEEL

CORRUGATED PANELS, CUSTOM TRIM & ACCESSORIES

We stock a wide range of easy to install metal building products. Our inventory includes a variety of six different metal panel profiles. Custom trim and flashing are available up to 21 feet long and 20 gauge mild steel.

Our metal panel profiles include:

- * PBR
- * AG PANEL
- * B DECK
- * 1/2" CORRUGATED
- * 7/8" CORRUGATED
- * 7.2L PANEL




COLD ROLLED STEEL: IN-STOCK & READY TO SHIP



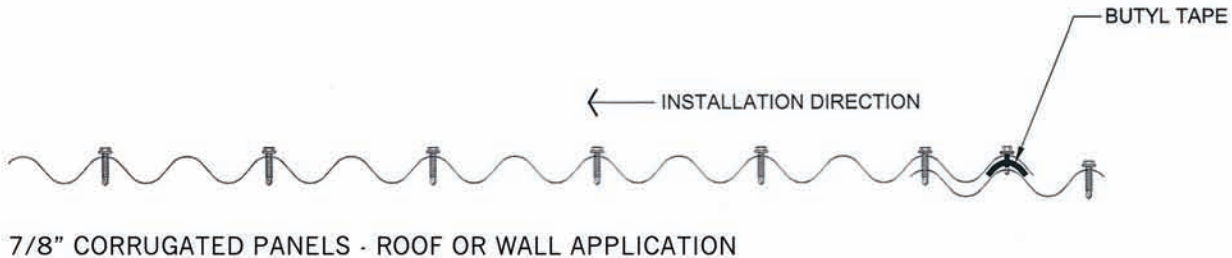
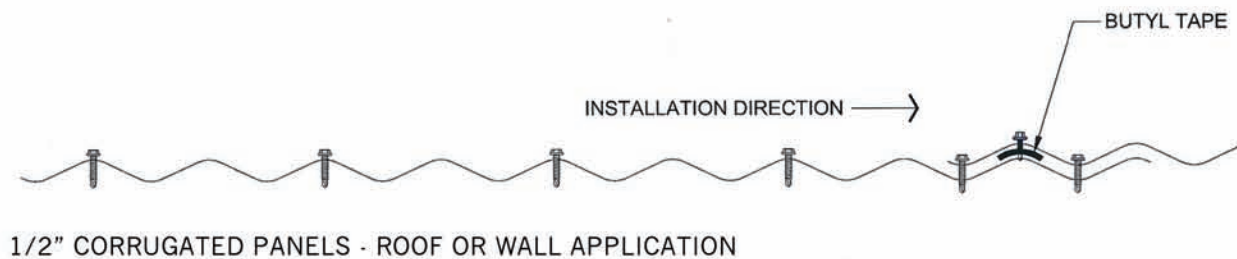
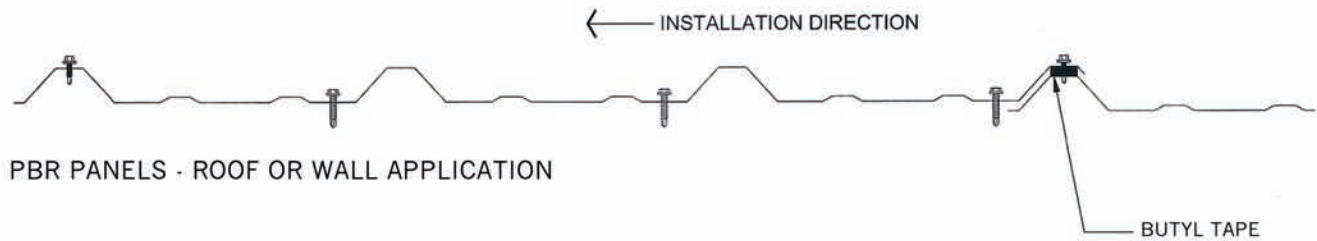
24 AND 26 GAUGE

7/8" CORRUGATED PROFILE

*COLD ROLLED STEEL WILL RUST WHEN
EXPOSED TO THE ELEMENTS.



FASTENER PLACEMENT



FASTENER SELECTION CHART



#9x1", 1 1/2", 2", 2 1/2", 3" WOOD SCREW 1/4" HEX HEAD



#14x7/8" LAP SELF DRILLER 5/16" HEX HEAD (COMPATIBLE WITH #14 WOOD SCREW)



#14x1", 1 1/2", WOOD SCREW 5/16" HEX HEAD



STST-42 STAINLESS STEEL RIVET 1/8 x 1/8



#12x3/4" STITCH SCREW 1/4" HEX HEAD (COMPATIBLE WITH #10 WOOD SCREW)



#12x1", 1 1/2", 2", 2 1/2" SELF DRILLER 5/16" HEX HEAD